




# Arbor & Hole Saw Assembly




**Step 1:** Insert arbor bit into middle hole of hole saw



**Step 2:** Thread main collar arbor into hole saw



**Step 3:** Align two drive pins with small holes in hole saw



**Step 4:** Tighten the drive pin collar until drive pins extend into position.